



the **Welcome** collection

Welcome

If your searching for a distinctive entrance door that is designed to add value to your home, whilst retaining the traditional feel of timber, look no further, you have just discovered the exclusive Welcome Collection. Strong, durable and secure, each door has been designed to offer a unique look that will enhance any home.

The Welcome Collection offers the look and feel of a timber door without the inherent problems.

No more painting, sanding or varnishing. No more cracking, bowing or twisting. Just an occasional wipe over with a damp cloth will restore it to its original finish.

Each door is manufactured utilising state of the art technology and meets all British Standard tests.

The door core material is manufactured from high density foam which is ODP Zero (Ozone Depletion Protection) and provides both excellent thermal and noise insulation.

GRP

By casting our Welcome Collection Fibreglass (thermo set) door facings in original American Oak moulds we achieve a deep grain-effect detail that has the feel and elegance of a traditional wooden door without the inherent maintenance problems.

Each door-facing carries all the hallmarks of the master mouldmakers craft, displaying superior quality, brought to life by the unique characteristics of the craftsman's hand. Fibreglass (thermo set) facings offer a high degree of thermal efficiency, strength and extremely low thermal expansion, an ideal solution for coloured doors in south facing locations.



COTTAGE GLAZED
Only available White / White



COTTAGE SOLID
Only available White / White



DEVON BORDEAUX EBONY

Due to the nature of our product and the limitations of the print process, no liability can be accepted for the accuracy of colours or designs shown, which are intended for guidance only.

COLOUR OPTIONS:



RED



BLACK



BLUE



GREEN



WHITE

New & Exciting




EDWARDIAN 2 GLAZED



GEORGIAN SILVANER




YORK ELDERTON



VICTORIAN ARTISAN

the York

Choose your door style, colour of door, glass design and furniture option to create a totally unique entrance.




CLIMBING ROSE



CLARITY



BLUE FUSION
(also available in green fused with gold or silver bar)



LUXURY FUSED RED

The inner sub-frame provides supreme stability ensuring flatness, strength,, exceptional performance and resistance to the elements.

COLOUR OPTIONS:



RED




BLACK



BLUE



GREEN



WHITE

Strong & Beautiful



ETCH SPLENDOUR



LUXURY FUSED BLACK



ELDERTON



CHESTER




the Victorian

The Welcome Collection of composite doors offer the ultimate in security.

- Two hook and three dead bolt lock PAS 23/24 plus Secure by Design accredited
- Keep out the cold with the heat insulation six times that of a traditional timber door

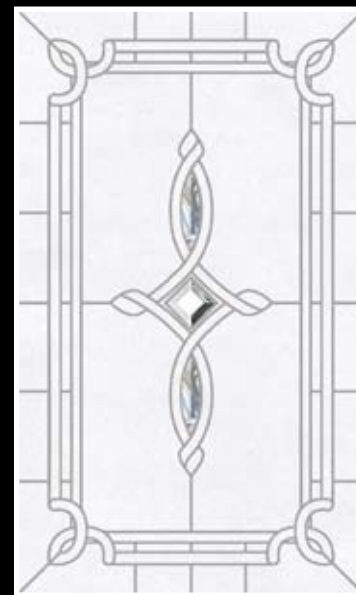


ARTISAN



BLUE FUSED

(also available in green fused with gold or silver bar)



BOUTARI



CLARITY

COLOUR OPTIONS:



RED




BLACK



BLUE

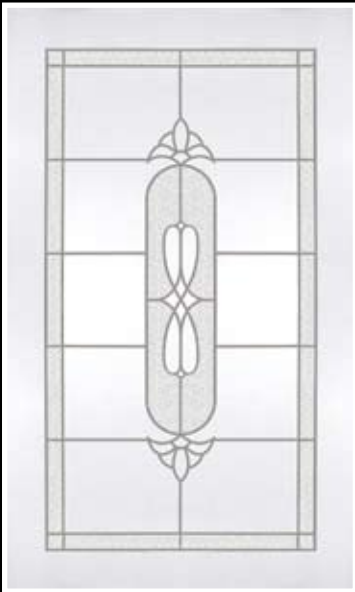


GREEN



WHITE

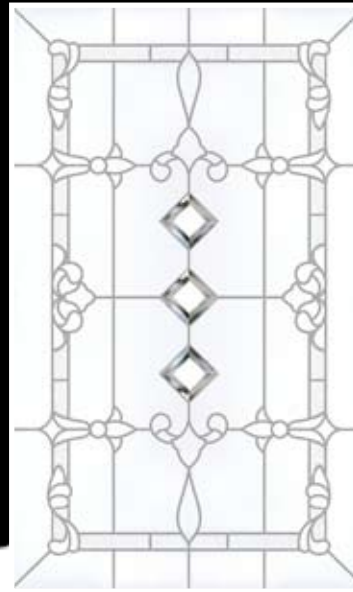
Secure & Stylish



FROSTED ART



MURANO



RIOJA

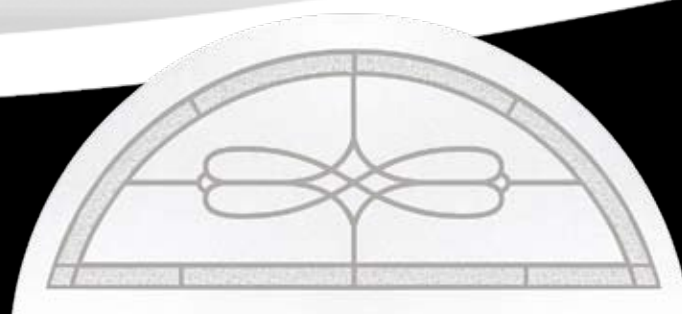


VENETIAN CLASSIC



the Georgian

The welcome composite door offers you the look and feel of a timber door without the inherent problems. No more painting, sanding or varnishing.



SILVANER



SAN MICHEL



MURANO



RAMBLING ROSE

Our stunning collection of doors will not warp, bow or twist and only require an occasional wipe with a damp cloth to restore it to their original finish.

Please note colours are only as accurate as the printing process allows. Owing to continuous research and development Vista Ltd. reserves the right to make changes to specification without prior notice

COLOUR OPTIONS:



RED



BLACK



BLUE



GREEN



WHITE


Durable & Graceful




HOUSE NO. & LEAVES



GEORGIAN BAR



GAVALAS




ELEGANCE



the Devon

All of our doors are fitted with thresholds which have proven so effective in preventing rainwater from penetrating under doors that architects & builders have specified & fitted several million to homes in Britain during the past three decades.



ABSTRACT



BORDEAUX



CLARITY



BORDEAUX EBONY

The thresholds we specify are designed particularly to allow easy access for disabled and elderly people, wheelchairs and pushchairs. Ask your installer for advice on threshold designs.

COLOUR OPTIONS:



RED




BLACK



BLUE



GREEN

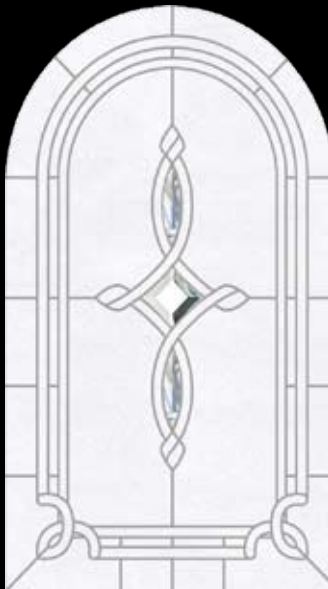


WHITE

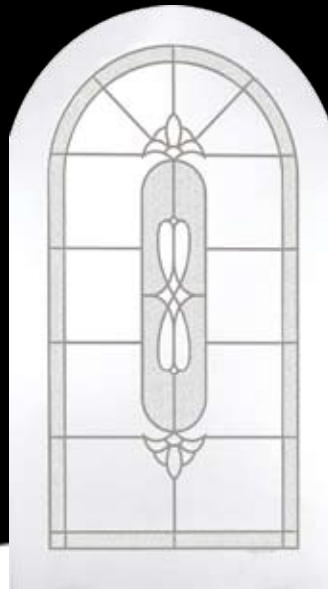
Weatherproof & Modern



FLOWERING CRYSTAL



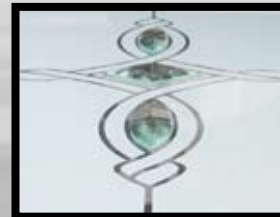
MIRAMBELLO



MOSEL



MURANO



the Edwardian

The Edwardian door with its traditional charm will provide an entrance where high levels of privacy are sought.



EDWARDIAN 2



BEVEL G



ROSE



TRI STAR



EDWARDIAN SO

The two small twin toplites still allow a good flow of natural light and can be enhanced further with the addition of a decorative glazing option.

Bespoke Glazing



Venting Sash Doorlites

The Venting Doorlite is a revolutionary product, incorporating a sash window into a standard door opening. Ideal for use in kitchens, where extra ventilation may be required, the Venting Doorlite also comes with an integral fly screen. To add decoration, a Georgian bar effect has been encapsulated between the panes of glass. Simple fingertip controls ensure easy and fast operation



Venetian Blind Doorlites

The Venetian blind is encapsulated within the insulated glass cavity of this Doorlite to provide a zero maintenance blind that requires no cleaning. The blind can be raised, lowered or tilted easily using the unobtrusive fingertip controls on the edge of the frame.

The two options above are only available with white glazing cassettes as shown, so should only be fitted to a White on White coloured door. The above glazing options have not been tested to SBD standards.

Specifications

Frames - The stiles and rails are of a water resistant composite material ensuring flatness, strength and providing supreme stability that offers exceptional performance to the elements that is built into every door.

High Density Foam Core - That is both ODP Zero (Ozone Depletion Protection) and CFC free offering Strength and excellent thermal and noise insulation six times that of a traditional wooden door.

High Level Security - Each Welcome collection door is fitted with a 2 hook 3 deadbolt 44mm aluminium face plate lock that meets and complies with PAS 23/24, anti drill five pin cylinders plus cylinder guard are fitted as standard and protect from forceful entry.

Furniture - Please view overleaf our range of door furniture designed to compliment each door from the range.

Accredited Threshold - Low Aluminium thresholds are designed to comply with Part M allowing easy access for wheelchairs and pushchairs. Ask your installer for advice on thresholds.

Outer Frame - A purpose built UPVC outer frame utilises 3 seals (particularly rare on a flush fitting door) that offers excellent draught and sound-proofing qualities.


Furniture

Once you have made the wise choice of selecting a Welcome door for your home we want you to be able to dress your door with furniture that complements the style and matches the craftsmanship.

All our furniture items are carefully selected and are available in a variety of finishes.



Slimline urn available in Lacquered Brass, Chrome Plated, Black & White. All available with spyhole



Available in Lacquered brass, Chrome, Silver, White and Black



Victorian urn available in Lacquered Brass, Chrome Plated, Black & White. All available with spyhole



Available in Lacquered brass, Chrome, Silver, White and Black

Accreditations

All the doors in the Welcome range have been tested to the rigorous standards of the official organisations featured on this page and have received full accreditation.

The doors have been subjected to tests emulating severe weather conditions and tests which replicate burglary attempts.

In all tests the standard requirements to ensure accreditation were exceeded.



Police Preferred
Specification
PAS23 & PAS24



THE WELCOME COLLECTION

